

Please See Action Plan 2017 & 2016 Impact Plan for full details

## Pupil premium strategy statement: The Piggott School October 2017 – Statement

1. Summary information					
School	The Piggott School				
Academic Year	2017/18	Total PP budget	£ 77,495.	Date of most recent PP Review	October 2017
Total number of pupils	984 (7-11)	Number of pupils eligible for PP	93	Date for next internal review of this strategy	Jan 2018

2. Current attainment - Year 11			
	Pupil Premium	Non Pupil Premium Piggott	National Average
Good/Strong Pass English and Maths ( 4+/5+)	72%/33%	84%/60%	N/A
Good /Strong Pass English	83%/57%	89%/70%	N/A
Good /Strong Pass mathematics	72%/38%	89%/66%	N/A
Progress 8	+0.42 ( 2017 coefficients)	+0.54 ( 2017 coefficients)	0
Attainment 8	48.83	54.94	49.50

# Year 11 (2017/2018) Autumn

Pupil Premium

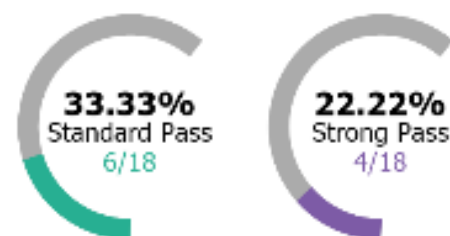
## Pupils

18 Pupils 7 Boys 11 Girls

## Baccalaureate



7 Pupils Entered - 38.89%



## Baccalaureate Subjects

	Eng	Ma	Sci	Hums	Lang
<b>Entries</b>	18	18	18	10	12
	100%	100%	100%	56%	67%
<b>Standard</b>	15	13	14	7	12
	83%	72%	78%	39%	67%
<b>Strong</b>	10	7	8	6	7
	56%	39%	44%	33%	39%

## Baccalaureate APS

4.29	5.86	6.14	6.67
<b>All</b>	<b>Entered</b>	<b>Standard</b>	<b>Strong</b>

## English

Entries	9 to 7	9 to 5	9 to 4	
18	3	10	15	
<b>Pupils</b>	100.00%	16.67%	55.56%	83.33%
<b>Entries</b>	-	16.67%	55.56%	83.33%

## Maths

Entries	9 to 7	9 to 5	9 to 4	
18	3	7	13	
<b>Pupils</b>	100.00%	16.67%	38.89%	72.22%
<b>Entries</b>	-	16.67%	38.89%	72.22%

## Science

	Pupils	Entries
<b>1 Science</b>	18	100.00%
A* to C:	14	77.78%
<b>2 Sciences</b>	18	100.00%
A* to C:	14	77.78%
<b>3 Sciences</b>	4	22.22%
A* to C:	4	22.22%
<b>Bio/Chem/Phys</b>	4	22.22%
A* to C:	4	22.22%

## MFL

	Pupils	Entries
<b>1 MFL Entry</b>	12	66.67%
A* to C:	12	66.67%
<b>2 MFL Entries</b>	1	5.56%
A* to C:	1	5.56%

## English & Maths Threshold

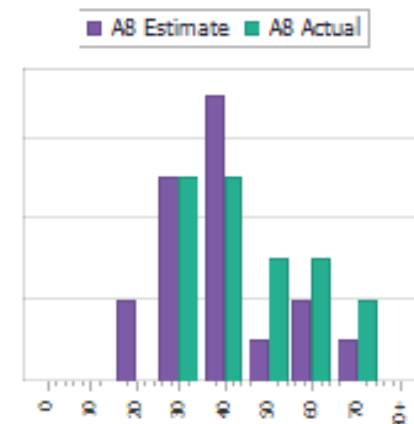
Both Subjects		English Only	
39%	7	22%	4
<5	7	4	5+
17%	3	11%	2
<4	3	2	4+
Maths Only		Both Subjects	
0%	0	72%	13
4+	0	6	5+
5+	1	33%	6
6%	1		

18 Pupils Entered - 100.00%

## Entries

9 to 8 - inc A**s	(4.14%)
7	
9 to 7 - inc A*-A	(15.98%)
27	
9 to 5 - inc A*-B	(55.03%)
93	
9 to 5 - inc A*-C	(65.68%)
111	
9 to 4 - inc A*-C	(84.02%)
142	
<b>Total</b>	<b>Average</b>
169.00	9.39

## Progress 8



	A8	P8
English	9.67	+0.01
Maths	9	+0.22
EBac	14.58	+0.89
Other	15.58	+0.35
<b>Overall</b>	<b>48.83</b>	<b>+0.42</b>
<b>Entries</b>	<b>18</b>	<b>100%</b>

## Performance

	Pupils	Percent
<b>5 A* to C</b>	15	83.33%
Inc EnMa (4+):	13	72.22%
Inc EnMa (5+):	6	33.33%
<b>5 Grade 5+</b>	9	50.00%
Inc EnMa:	6	33.33%

<b>Current attainment - Year 10 – based on year 9 end of term data – 1<sup>st</sup> data drop year 10 due November</b>		
	<b>Pupil Premium</b>	<b>Non Pupil - Premium</b>
<b>Good/Strong Pass English and Maths (4 +/5+)</b>	<b>50%/0</b>	<b>83%/61%</b>
<b>Good /Strong Pass English</b>	<b>66%/17%</b>	<b>89%/69%</b>
<b>Good /Strong Pass mathematics</b>	<b>75%/25%</b>	<b>89%/77%</b>
<b>Progress 8</b>	<b>0</b>	<b>+0.42</b>
<b>Attainment 8</b>	<b>41.76</b>	<b>56.21</b>

# Year 9 (2016/2017) Summer

Disadvantaged

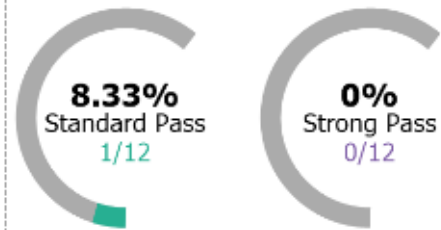
## Pupils

12 Pupils 7 Boys 5 Girls

## Baccalaureate

6

6 Pupils Entered - 50%



## Baccalaureate Subjects

	Eng	Ma	Sci	Hums	Lang
Entries	12	12	12	9	9
	100%	100%	100%	75%	75%
Standard	8	9	10	8	5
	67%	75%	83%	67%	42%
Strong	2	3	4	3	3
	17%	25%	33%	25%	25%

## Baccalaureate APS

3.79 4.47 4.5 0

All Entered Standard Strong

## English

Entries	9 to 7	9 to 5	9 to 4
12	0	2	8
Pupils	100.00%	0.00%	16.67%
			66.67%
Entries	-	0.00%	16.67%
			66.67%

## Maths

Entries	9 to 7	9 to 5	9 to 4
12	1	3	9
Pupils	100.00%	8.33%	25.00%
			75.00%
Entries	-	8.33%	25.00%
			75.00%

## Science

	1 Science	2 Sciences	3 Sciences	Bio/Chem/Phys
Pupils	12	12	0	0
Entries	-	-	-	-
	100.00%	100.00%	0.00%	0.00%
A* to C:	10	10	0	0
	83.33%	83.33%	0.00%	0.00%

## MFL

	1 MFL Entry	2 MFL Entries
Pupils	9	0
Entries	-	-
	75.00%	0.00%
A* to C:	5	0
	41.67%	0.00%

## English & Maths Threshold

Both Subjects	58%	17%
<5	7	2
<4	1	2
	8%	17%

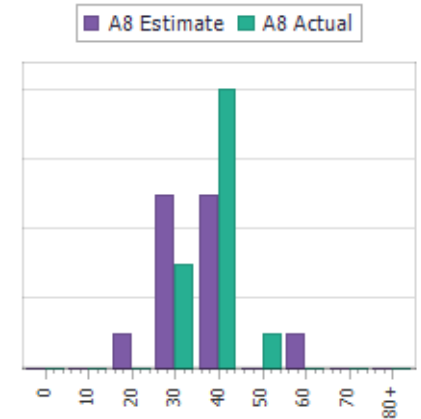
12 Pupils Entered - 100.00%

12 Pupils Entered - 100.00%

## Entries

9 to 8 - inc A*'s	(0.00%)
9 to 7 - inc A*-A	(0.93%)
9 to 5 - inc A*-B	(25.23%)
9 to 5 - inc A*-C	(32.71%)
9 to 4 - inc A*-C	(75.70%)
<b>Total</b>	<b>107.00</b>
<b>Average</b>	<b>8.92</b>

## Progress 8



	A8	P8
English	7.67	-0.72
Maths	8	+0.06
EBac	13	+0.71
Other	13	-0.26
<b>Overall</b>	<b>41.67</b>	<b>+0</b>

Entries 12 100%

## Performance

	Pupils	Percent
5 A* to C	11	91.67%
Inc EnMa (4+)	6	50.00%
Inc EnMa (5+)	0	0.00%
5 Grade 5+	2	16.67%
Inc EnMa:	0	0.00%

Year 9 – awaiting initial GCSE data drop

Year 8 & Year 7 progress data available.

Priorities are driven by:

### **3. Barriers to future attainment (for pupils eligible for PP including high ability)**

#### **A Key priority for use remains the levels of attendance and persistent absentees in our disadvantaged cohort**

##### **Addressing Basic Needs Removing Barriers to Attendance & Learning**

- Fortnightly in house attendance meetings – with support from Education Welfare when required
- The Green Room – to support with bespoke timetables for those unable to attend on a full timetable
- 121 Anxiety, counselling & emotional /behavioural support available as a priority
- Support available with transport – if required
- Alternative provision funded for those with dual registration
- Pastoral support plans for those with low attendance
- Help with uniform costs
- Breakfast scheme
- Free lockers ( & padlocks)
- Transport costs
- Equipment ( pens, calculators – always available in the Green Room )

##### **Addressing Emotional Barriers to Learning – Provision Included**

- Counselling - provided by ARC
- Anxiety and Wellbeing guidance
- Behaviour Support
- Engagement Programmes – Reading Football Club
- Mentoring – all Disadvantaged pupils have a mentor these can be 6<sup>th</sup> formers, LSA, or Teaching staff
- A Small bespoke nurture tutor group – as required ( Green Room)

##### **Removing Barriers to Inclusion**

- Support with Enrichment activities
- Support with trips & overseas visits
- Provided Music Tuition as required

- BYOD – audit of need each September
- Run reward schemes – Prom Passport – linked to yearbooks and Prom tickets
- Funded Gym memberships

**Removing Academic Barriers we provided**

- High quality 1<sup>st</sup> teaching with a focus on quality targeted feedback
- KS3 Literacy support – Accelerated Reader, 6<sup>th</sup> form subject mentors & Reading Buddies
- One-to-one or small group English tuition
- One-to-one or small group Mathematics tuition
- Homework Club KS3 & KS4
- Green room - offering bespoke timetables and co-ordinating mentoring and support in Key Stage Four - All year 11 pupils will be offered support via this facility
- Intervention Tutor Group
- Revision support group
- Intervention Parents Evenings
- Bespoke subject 121 including in Science and MFL
- After school support timetables for all year 11 pupils
- Revision packs
- Study Packs
- Numeracy support KS3 – from 6<sup>th</sup> form mentors
- English support programme
- Maths support Programme

**To remove barriers of Low Aspiration and to promote the aspirations of the More Able**

\_IAG (a range of support with developing aspiration and planning careers)

- Wellington College More able programmes
- Signposting to STEM pathways
- Signposting to Ebacc options – Including Mandarin
- Funding provided for trips and exchanges including China / Spain / France and Germany
- Double Language option pathways
- Transition group – intensive guidance
- 121 careers support form “in house” specialist
- Bespoke visits to local colleges
- Workshops from ex pupils in hair and beauty
-

In-school barriers (issues to be addressed in school, such as poor oral language skills)	In school actions																																																																														
<p><b>A.</b> Prior attainment on Entry There is a difference between PP and non PP on Entry.in each cohort this is reflected in Scaled scores , KS2 Average points scores and reflected in the Cats data that we gather Previous Year 11 4c vs 4b – therefore there is a projected attainment gap.</p> <table border="1" data-bbox="226 296 1171 671"> <thead> <tr> <th></th> <th>PP</th> <th>FSM</th> <th>LAC</th> <th>EAL</th> <th>SEN</th> <th>L</th> <th>M</th> <th>U</th> <th>Mean SAS</th> <th>Non Mean SAS</th> <th>APS/SS</th> <th>non APS/SS</th> </tr> </thead> <tbody> <tr> <td>Year7</td> <td>11</td> <td>7</td> <td>0</td> <td>1</td> <td>3</td> <td>1</td> <td>7</td> <td>3</td> <td></td> <td></td> <td>103</td> <td>107</td> </tr> <tr> <td>Year8</td> <td>21</td> <td>11</td> <td>0</td> <td>1</td> <td>10</td> <td>2</td> <td>17</td> <td>2</td> <td>93</td> <td>107</td> <td>99</td> <td>101</td> </tr> <tr> <td>Year9</td> <td>28</td> <td>13</td> <td>0</td> <td>1</td> <td>8</td> <td>5</td> <td>15</td> <td>8</td> <td>98</td> <td>107</td> <td>27.5</td> <td>29.9</td> </tr> <tr> <td>Year10</td> <td>14</td> <td>4</td> <td>1</td> <td>1</td> <td>8</td> <td>2</td> <td>12</td> <td>2</td> <td>99</td> <td>105</td> <td>27.3</td> <td>28.9</td> </tr> <tr> <td>Year11</td> <td>19</td> <td>9</td> <td>1</td> <td>1</td> <td>4</td> <td>2</td> <td>9</td> <td>8</td> <td>101</td> <td>105</td> <td>28.5</td> <td>29.3</td> </tr> </tbody> </table>		PP	FSM	LAC	EAL	SEN	L	M	U	Mean SAS	Non Mean SAS	APS/SS	non APS/SS	Year7	11	7	0	1	3	1	7	3			103	107	Year8	21	11	0	1	10	2	17	2	93	107	99	101	Year9	28	13	0	1	8	5	15	8	98	107	27.5	29.9	Year10	14	4	1	1	8	2	12	2	99	105	27.3	28.9	Year11	19	9	1	1	4	2	9	8	101	105	28.5	29.3	<p>Literacy /Numeracy catchup [programme – small sets – 1 MFL not 2 Accelerated Reader/Reading Buddies 121 LSA support English progress Programme Maths progress Programme</p>
	PP	FSM	LAC	EAL	SEN	L	M	U	Mean SAS	Non Mean SAS	APS/SS	non APS/SS																																																																			
Year7	11	7	0	1	3	1	7	3			103	107																																																																			
Year8	21	11	0	1	10	2	17	2	93	107	99	101																																																																			
Year9	28	13	0	1	8	5	15	8	98	107	27.5	29.9																																																																			
Year10	14	4	1	1	8	2	12	2	99	105	27.3	28.9																																																																			
Year11	19	9	1	1	4	2	9	8	101	105	28.5	29.3																																																																			
<p><b>B.</b> Inclusion – the school has a low deprivation indicator the numbers of PP are relatively low and this gap in wealth and opportunity can appear stark. We want our PP pupils to feel that they belong and can aspire to fully share in the enrichment activities that the school offers.</p>	<p>Support is available for enrichment activities /trips and overseas visits.  Placements available for Year 8 boys on outdoor activity. - See Action Plan</p>																																																																														
<p><b>C.</b> Attendance – Notably FSM. Often these pupils have complex needs which requires bespoke support to maintain their attendance at school and aim to increase it.</p>	<p>Of the pupils at the Piggott with dual registration 1 is a DP Funding is available to support the 121 tuition costs – Support is available for transport if required. Attendance is tracked at fortnightly meetings. Barriers to attendance such as anxiety are identified and support put in place. ARC/In school Anxiety support Incentive schemes are planned with rewards for improved attendance Alternative provision funded for the most vulnerable</p>																																																																														
<p><b>D.</b> Low aspiration - most notably more able /middle prior attainers</p>	<p>Careers support – enhanced support KS4/ Activities Day 6<sup>th</sup> form Open evening 7 + intervention groups Funding for Enrichment such as China Visit/German exchanges Intervention Evening / More able Intervention group Support with residential trips etc Wellington College More able courses - STEM /Oxbridge talks/Lets get creative with Technology/The way ahead day / Unlocking potential day 6th form/University talks/Open days</p>																																																																														
<b>Out Of school Barriers</b>	<b>Actions</b>																																																																														

#### 4. Outcomes

Progress 8  
2015 +0.26

2016 - +0.80

*This is for those 7 pupils attending the school and following a mainstream curriculum. +0.20 for all 9 pupils. Case Studies available*

*Attendance – an area of ongoing priority as we acknowledge that some of our disadvantaged pupils have complex issues around attendance*

*Retention post 16 5/8 DP pupils remain at the Piggott on Level 3 courses*

*Post 18 – 3/4 at University – pupil 4 on an apprenticeship*

#### **For clarification and details please see**

- Pupil Premium Impact and Analysis document 2016/17
- Pupil Premium Action Plan 2018
- Pupil Premium Spending Review 2016/17

Key Stage4	2015 Results DP	2016 Results DP	National Other 2016	National DP	2017 DP Results	2017 DR results – pupil A	2017 DP results – Pupils A+B ( Case Studies Available)
Progress 8	-0.25	+0.26	0.12	-0.38	+0.20	+0.54	+0.80
Attainment 8	43.67	47.89	52.56	41.4 LA ( 37.13)	42.28	45.06	50.93
English and Maths Threshold 4+/5+	55% N/A	53% N/A	69% N/A		78/33	87/38	100%/43
EBBac % gained	0	12%	29%		12%	12%	12%
EBBac Entries	17%	12%	N/A		2= 24%	2=24%	2=24%
English % 4+	50%	53%	??		89%	87.5%	100%
Maths %4+	83%	82%	75% 82% LA		77%	87.5%	100%
English %5+					87 %	87.5%	100%
Maths %5+					33%	37.5%	100%
Attainment Maths	5.25	9.47	10.39		7.11	7.75	8.86



		(4.2)					
Attainment English	4.67	9.68 (4.3)	10.95		8.00	9.75	11.14
5A*-C English and Maths	42%	53%			87%	87.5%	100%

Below is a chart comparing Disadvantaged Pupils ( FSM , Ever 6 only ) with the national picture - this includes pupil A but will not take into account LAC pupils and Adopted From Care pupils

## KS4 Attainment 2017

6 pupils

